
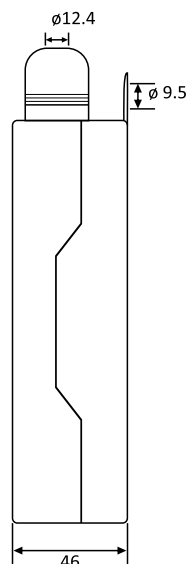
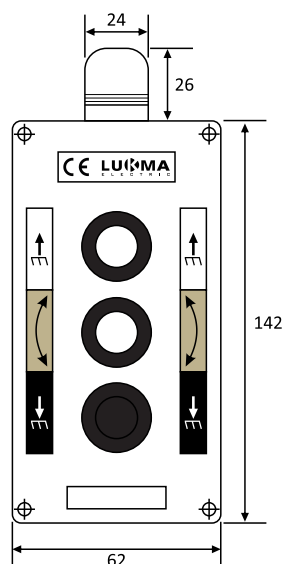


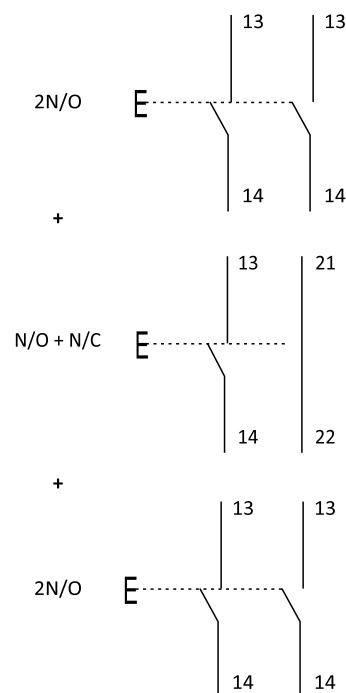
**DIMENSÕES (MM)**

REF. 26042 (T2)

- |   |
|---|
| 1 Botão branco - sobe comando à distância |
| 2 Botão branco - reverso                  |
| 3 Botão preto - desce comando à distância |

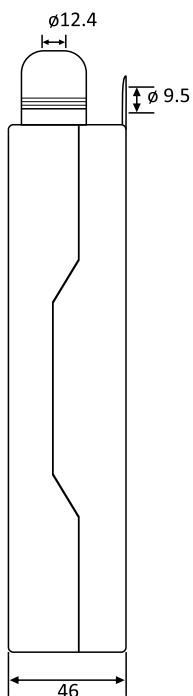
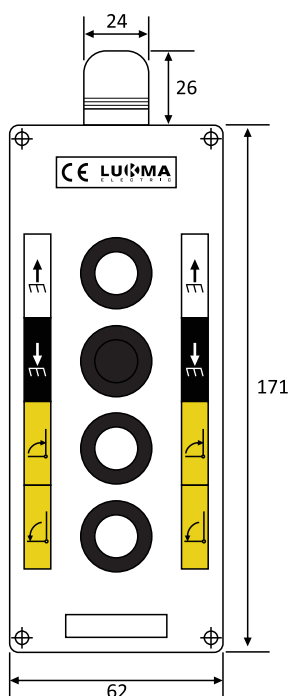


**Esquema de Ligação**



REF. 26043 (T3)

- |   |
|---|
| 1 Botão branco - sobe comando à distância |
| 2 Botão preto - desce comando à distância |
| 3 Botão branco - fecha                    |
| 4 Botão branco - abre                     |



**Esquema de Ligação**

